J Nanotechnol Res 2019; 1 (2): 043-057 *DOI: 10.26502/fjnr004*

Review Article

Essential Metal-Based Nanoparticles (Copper/Iron NPs) as Potent Nematicidal Agents against *Meloidogyne* spp.

Gkanatsiou Ch[1], Ntalli N[2], Menkissoglu-Spiroudi U[3], Dendrinou-Samara C[1*]

[1]Inorganic Chemistry Lab, Chemistry Department, Aristotle University of Thessaloniki, Thessaloniki, Greece

[2]Benaki Phytopathological Institute, Department of Pesticides' Control and Phytopharmacy, Athens, Greece

[3]Pesticide Science Laboratory, School of Agriculture, Faculty of Agriculture, Forestry and Environment, Aristotle University of Thessaloniki, Thessaloniki, Greece

***Corresponding Author:** Dendrinou-Samara C, Inorganic Chemistry Lab, Chemistry Department, Aristotle University of Thessaloniki, Greece, 54124 Thessaloniki, Greece, E-mail: samkat@chem.auth.gr

Results Cu

Z-Average (d.nm): 200

PdI: 0,147

Intercept: 0,917

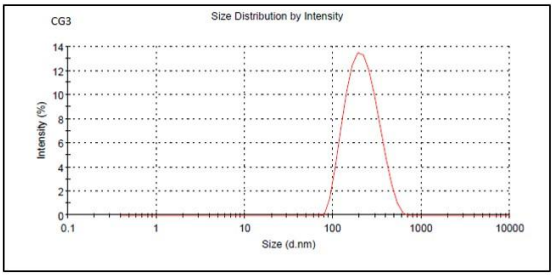

	Diam. (nm)	% Intensity	Width (nm)
Peak 1	226.7	100.0	93.21
Peak 2	0.000	0.0	0.000
Peak 3	0.000	0.0	0.000

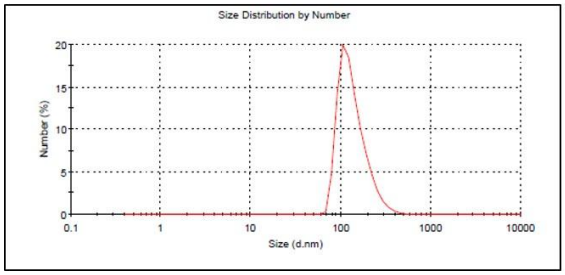

	Diam. (nm)	% Intensity	Width (nm)
Peak 1	139.1	100.0	54.73
Peak 2	0.000	0.0	0.000
Peak 3	0.000	0.0	0.000

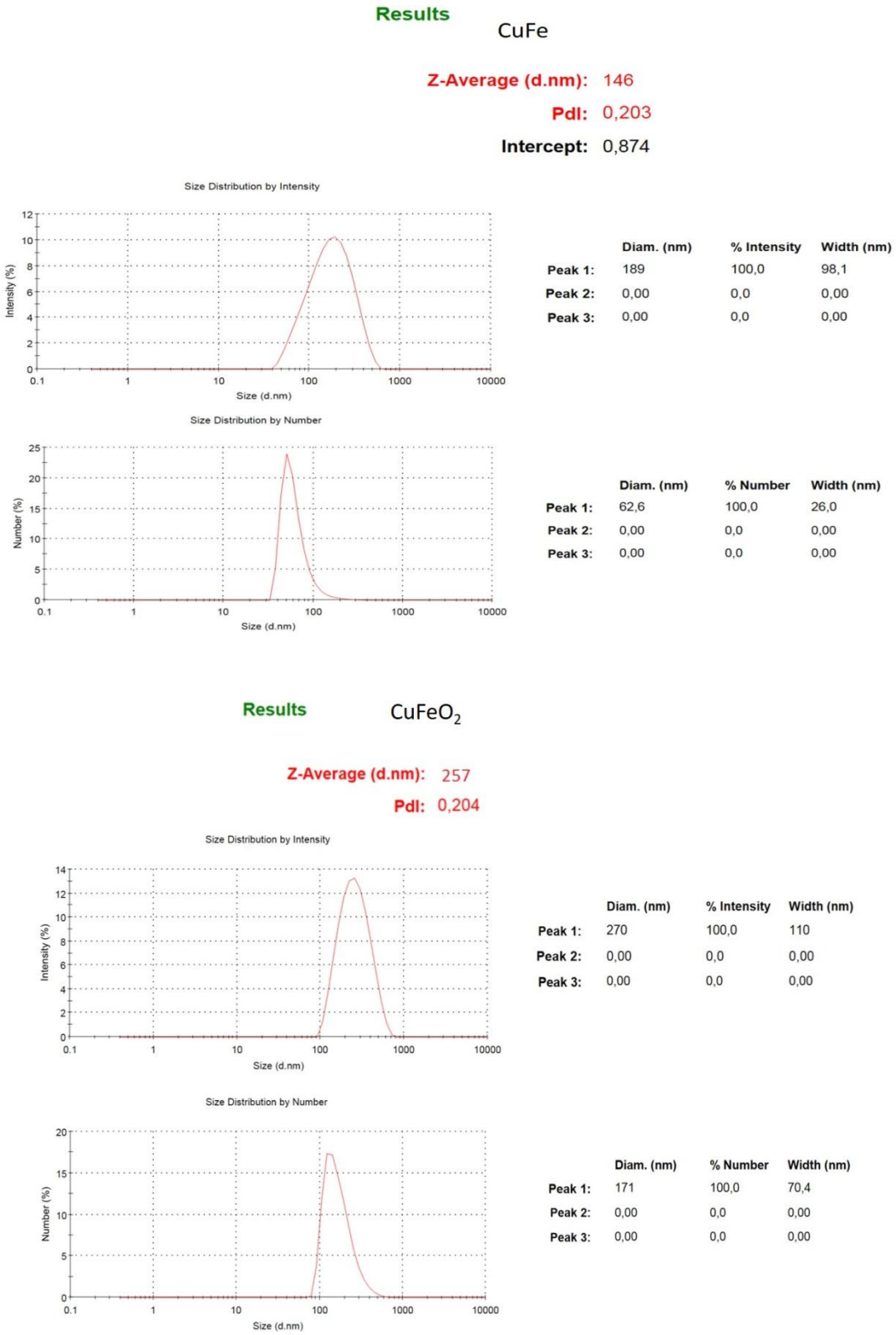

Figure 1S: Dynamic Light Scattering (DLS) measurements of the aqueous suspensions of the NPs (Cu, CuFe and $CuFeO_2$).

References

1. Back MA, Haydock PPJ, Jenkinson P. Disease complexes involving plant parasitic nematodes and soilborne pathogens. Plant Pathology 51 (2002): 683-697.
2. Singh S, Singh B, Singh AP. Nematodes: A Threat to Sustainability of Agriculture. Proc Environ Sci 29 (2015): 215-216.
3. Ntalli NG, Ferrari F, Giannakou I, et al. Synergistic and antagonistic interactions of terpenes against Meloidogyne incognita and the nematicidal activity of essential oils from seven plants indigenous to Greece. Pest Manag Sci 67 (2011): 341-351.
4. Chitwood DJ. Phytochemical based strategies for nematode control. Annu Rev Phytopathology 40 (2002): 221-249.
5. Marschner H, Marslin G, Sheeba CJ, et al. Mineral nutrition of higher plants. Front Plant. Sci 8 (2017): 832.
6. Yruela I. Copper in plants: acquisition, transport and interactions. Funct Plant Biol 36 (2009): 409-430.
7. Lav R, Khot SS, Joe MM, et al. Applications of nanomaterials in agricultural production and crop protection: A review. Crop Protection 35 (2012): 64-70.
8. Fortunati E, Mazzaglia A, Balestra GM. Sustainable control strategies for plant protection and food packaging sectors by natural substances and novel nanotechnological approaches. J Sci Food Agric 99 (2019): 986-1000.
9. Ali A, Hira Zafar, MZ Ul, et al. Synthesis, characterization, applications, and challenges of iron oxide nanoparticles. Nanotechnol Sci Appl 9 (2016): 49.
10. Martin-Fernandez C, Solti Á, Czech V, et al. Response of soybean plants to the application of synthetic and biodegradable Fe chelates and Fe complexes. Plant PhysiolBiochem 118 (2017): 579-588.
11. Arakha M, Pal S, Samantarrai D, et al. Antimicrobial activity of iron oxide nanoparticle upon modulation of nanoparticle-bacteria interface. Scientific Reports 5 (2015): 14813.
12. He S, Feng Y, Ren H, et al. The impact of iron oxide magnetic nanoparticles on the soil bacterial community. J Soils Sediments 11 (2011): 1408-1417.
13. Rui M, Ma C, Hao Y, et al. Iron Oxide Nanoparticles as a Potential Iron Fertilizer for Peanut (Arachishypogaea) Front Plant Sci 7 (2016): 815.
14. Jeyasubramanian K, Thoppey UUG, Hikku GS, et al. Enhancement in growth rate and productivity of spinach grown in hydroponics with iron oxide nanoparticles. RSC Advances 6 (2016): 15451-15459.
15. Ingle AP, Duran N, Rai M. Bioactivity, mechanism of action, and cytotoxicity of copper-based nanoparticles: a review. Appl Microbiol Biotechnol 98 (2014): 1001-1009.
16. Giannousi K, Pantazaki A, Dendrinou-Samara A. Copper-Based Nanoparticles as Antimicrobials. Nanostr For Antimic Therapy 23 (2017): 515-529.
17. Lux Research Stealth Success, Nanomaterials State of the Market Q3 2008: Stealth Success, Broad Impact. Broad Impact Report (2008).
18. Mishra S, Keswani C, Abhilash PC, et al. Integrated Approach of Agri-nanotechnology: Challenges and

Future Trends. Front Plant Sci 8 (2017): 471.

19. Rastogi A, Zivcak M, Sytar O, et al. Impact of Metal and Metal Oxide Nanoparticles on Plant: A Critical Review. Fron in chem 5 (2017): 78.
20. Adams J, Wright M, Wagner H, et al. Cu from dissolution of CuO nanoparticles signals changes in root morphology. Plant Physiol. Biochem 110 (2017): 108-117.
21. Lee WM, An YJ, Yoon H, et al. Toxicity and bioavailability of copper nanoparticles to the terrestrial plants mung bean (Phaseolus radiatus) and wheat (Triticum aestivum): plant agar test for water-insoluble nanoparticles. Environ Toxicol Chem 27 (2008): 1915-1921.
22. Ardakani AS. Toxicity of silver, titanium and silicon nanoparticles on the root-knot nematode, Meloidogyne incognita, and growth parameters of tomato. Nematology 15 (2013): 671-677.
23. Cromwell WA, Yang J, Starr JL, et al. Nematicidal Effects of Silver Nanoparticles on Root-knot Nematode in Bermudagrass. J Nematol 46 (2014): 261-266.
24. Antonoglou O, Giannousi K, Arvanitidis J, et al. Elucidation of one step synthesis of PEGylated CuFe bimetallic nanoparticles. Antimicrobial activity of CuFe@PEG vs Cu@PEG J of Inorg Biochem 177 (2017): 159-170.
25. Salmaso S, Caliceti P. Stealth Properties to Improve Therapeutic Efficacy of Drug Nanocarriers. J Drug Deliv (2013): 19.
26. Gkanatsiou Ch, Karamanoli K, Menkissoglu-Spiroudi U, et al. Composition effect of Cu-based nanoparticles on phytopathogenic bacteria: Antibacterial studies and phytotoxicity evaluation. Polyhedron 170 (2019): 395-403.
27. Antonoglou O, Pantazaki A, Mourdikoudis S, et al. Biological relevance of CuFeO2 nanoparticles: Antibacterial and anti-inflammatory activity, genotoxicity, DNA and protein interactions. Materials Science and Engineering C 99 (2019): 264-274.
28. Hussey RS, Barker KR. A comparison of methods of collecting inocula of Meloidogyne spp., including a new technique. Plant Dis Rep 57 (1973): 1025-1028.
29. Ntalli NG, Oplos Ch, Michailidis M, et al. Strong synergistic activity and egg hatch inhibition by (E,E)-2,4-decadienal and (E)-2-decenal in Meloidogyne species. J Pest Sci 89 (2016): 565-579.
30. Pantelelis I, Karpouzas DG, Menkissoglu-Spiroudi U, et al. Influence of soil physicochemical and biological properties on the degradation and adsorption of the nematicide fosthiazate. J Agric Food Chem 54 (2006): 6783-6789.
31. Byrd DW, Krikpatrick T, Barker KR. An improved technique for cleaning and staining plant tissue for detection of nematodes. J of Nematology 15 (1983): 142-143.
32. Oplos C, Eloh K, Menkissoglu-Spiroudi U, et al. Nematicidal Weeds, Solanum nigrum and Datura stramonium. Journal of Nematology 50 (2018): 3.
33. Puntener W. Manual for Field Trials in Plant Protection. Ciba-Geigy Limited (1981): 205.
34. Khot LR, Sankaran S, Maja JM, et al. Applications of nanomaterials in agricultural production and crop protection: A review. Crop Prot 35 (2012): 64-70.
35. De Oliveira JL, Campos EV, Bakshi M, et al. Application of nanotechnology for the encapsulation of

botanical insecticides for sustainable agriculture: prospects and promises. Biotechnol. Adv 32 (2014): 1550-1561.

36. Bhau BS, Phukon P, Ahmed R, et al. Microbial Inoculants in Sustainable Agricultural Productivity. Functional Applications 2 (2016): 253-270.
37. Abbassy MA, Abdel-Rasoul MA, Atef Nassar MK, et al. Nematicidal activity of silver nanoparticles of botanical products against root-knot nematode, Meloidogyne incognita. Archives of Phytopathology and Plant Protection 50 (2017): 17-18, 909-926.
38. Abdellatif KF, Abdelfattah RH, El- Ansary MSM. Green Nanoparticles Engineering on Root-knot Nematode Infecting Eggplants and Their Effect on Plant DNA Modification. Iran J Biotechnol 14 (2016): 250-259.
39. Eloh K, Demurtas M, Mura MG, et al. Potent Nematicidal Activity of Maleimide Derivatives on Meloidogyne incognita. J Agric Food Chem 64 (2016): 4876-4881.
40. Nawaz M, Abbasi MW, Hisaindee S, et al. Synthesis, spectral studies and biological evaluation of 2-aminonicotinic acid metal complexes. Spectrochimica Acta-Part A: Molecular and Biomolecular Spectr 161 (2016): 39-43.
41. Rahul S, Chandrashekhar P, Hemant B, et al. Nematicidal activity of microbial pigment from Serratia marcescens. Natural Product Research 28 (2014): 1399-1404.
42. Yeon J, Park AR, Kim YJ, et al. Control of root-knot nematodes by a mixture of maleic acid and copper sulfate. Applied Soil Ecology 141 (2019): 61-68.
43. Yuan J, Chen Y, Li H, et al. New insights into the cellular responses to iron nanoparticles in Capsicum annuum. Sci Rep 8 (2018): 3228.
44. Bindraban S, Dimkpa C, Nagarajan L, et al. Revisiting fertilisers and fertilisation strategies for improved nutrient uptake by plants. Biology and Fertility of Soils 51 (2015): 897-911.
45. Chanteau B, Frsnais J, Berret JF. Electrosteric enhanced stability of functional sub-10 nm cerium and iron oxide particles in cell culture medium. Langmuir 25 (2009): 9064-9070.
46. Barrios AC, Rico CM, Trujillo-Reyes J, et al. Effects of uncoated and citric acid coated cerium oxide nanoparticles, bulk cerium oxide, cerium acetate, and citric acid on tomato plants. Sci Total Environ (2016): 563-564, 956-64.
47. Lv J, Christie P, Zhang S. Uptake, translocation, and transformation of metal-based nanoparticles in plants: recent advances and methodological challenges. Environ Sci: Nano 6 (2019): 41-59.
48. Yruela I. Copper in plants: acquisition, transport and interactions. Funct Plant Biol 36 (2009): 409-430.

Citation: Gkanatsiou Ch, Ntalli N, Menkissoglu-Spiroudi U, Dendrinou-Samara C. Essential Metal-Based Nanoparticles (Copper/Iron NPs) as Potent Nematicidal Agents against *Meloidogyne* spp. Journal of Nanotechnology Research 2 (2019): 043-057.

This article is an open access article distributed under the terms and conditions of the Creative Commons Attribution (CC-BY) license 4. 0